


**BLDE Association's AVS Ayurveda  
Mahavidyalaya, Hospital Research Centre,  
Vijayapur Vidya Nagar, Bagalkot Road,  
Vijayapur- 586109**

**Central Library**



**QUESTION PAPERS**

**SHALYA TANTRA**

**B.A.M.S 4<sup>th</sup> YEAR**

**2017 / 2022**



# INDEX



SL NO	SUBJECT CODE	TITLE OF THE PAPER	PAGE NO
01	3026(SEP)-2017	Shalya Tantra-I (RS-4)	01
02	3027(SEP)-2017	Shalya Tantra-II (RS-4)	02
03	3026(SEP)-2018	Shalya Tantra-I (RS-4)	03
04	3027(SEP)-2018	Shalya Tantra-II (RS-4)	04
05	3026(FEB)-2019	Shalya Tantra-I (RS-4)	05
06	3027(FEB)-2019	Shalya Tantra-II (RS-4)	06
07	3026(26FEB)-2020	Shalya Tantra-I (RS-4)	07
08	3027(28FEB)-2020	Shalya Tantra-II (RS-4)	08
09	3026(26JUL)-2021	Shalya Tantra-I (RS-4)	09
10	3027(28JUL)-2021	Shalya Tantra-II (RS-4)	10
11	3094(26JUL)-2021	Shalya Tantra-I (RS-5)	11
12	3095(26JUL)-2021	Shalya Tantra-I (RS-5)	12
13	3026(19NOV)-2021	Shalya Tantra-I (RS-4)	13
14	3027(23NOV)-2021	Shalya Tantra-II (RS-4)	14
15	3094(19NOV)-2021	Shalya Tantra-I (RS-5)	15
16	3095(23NOV)-2021	Shalya Tantra-II (RS-5)	16
17	3026(14OCT)-2022	Shalya Tantra-I (RS-4)	17
18	3094(14OCT)-2022	Shalya Tantra-I (RS-5)	18
19	3095(17OCT)-2022	Shalya Tantra-II (RS-5)	19

# Rajiv Gandhi University of Health Sciences, Karnataka

IV Year B.A.M.S Degree Examination - SEP-2017

Time: Three Hours

Max. Marks: 100 Marks

## Shalya Tantra – I (Revised Scheme 4)

Q.P. CODE: 3026

Your answers should be specific to the questions asked. Draw neat, labeled diagrams wherever necessary

(Note: Use the same theory answer scripts for writing Part A and Part B)

### Part – A (50 Marks)

#### LONG ESSAYS

1 x 15 = 15 Marks

1. Enumerate Astavidha shastrakarma and explain in detail with relevant explanations.

#### SHORT ESSAYS

5 x 5 = 25 Marks

2. What is sterilization? Write about different methods of sterilization.
3. Write Raktamoshana prakaras and Shrungaavacharana in detail.
4. Upayantras
5. Explain pratisarana ksharapaka vidhi.
6. What are Shalya nirharana upayas?

#### SHORT ANSWERS

5 x 2 = 10 Marks

7. Shalya gati
8. Complications of raktamokshana
9. Dhumopahata lakshana
10. Kapaata shayana
11. Yantra dosha

### Part – B (50 Marks)

#### LONG ESSAYS

1 x 15 = 15 Marks

12. What are varicose veins? Write their various sites, causes and pathophysiology. Write about the management.

#### SHORT ESSAYS

5 x 5 = 25 Marks

13. Burger's diseases and its management
14. Explain Shatkriyakala.
15. Explain stages of wound healing.
16. Pathya and apathya in vrana
17. Lipoma and its management

#### SHORT ANSWERS

5 x 2 = 10 Marks

18. Mention sites of Abhyantara vidradhi.
19. Kunakha
20. Samyak rudha vrana lakshanas
21. Complications of varicose veins of lower limb
22. Marmaghata lakshanas



\*\*\*\*\*



# Rajiv Gandhi University of Health Sciences, Karnataka

IV Year B.A.M.S Degree Examination - SEPT 2017

Time: Three Hours

Max. Marks: 100 Marks

## Shalya Tantra – II (Revised Scheme 4)

Q.P. CODE: 3027

Your answers should be specific to the questions asked. Draw neat, labeled diagrams wherever necessary

(Note: Use the same theory answer scripts for writing Part A and Part B)

Part – A (50 Marks)

### LONG ESSAYS

1 x 15 = 15 Marks

1. Define fracture and discuss in brief Aetiology, types and management of fracture of Neck of Femur.

### SHORT ESSAYS

5 x 5 = 25 Marks

2. Congenital anomalies of rectum and anal canal
3. Clinical features and management of Fibroadenoma of breast
4. Chron's disease
5. Surgical Intervention of gastric ulcer
6. Chidrodara

### SHORT ANSWERS

5 x 2 = 10 Marks

7. Ankle sprain
8. Parikartika
9. Hour – glass stomach
10. Guda bhramsha
11. Murphy's triad



Part – B (50 Marks)

### LONG ESSAYS

1 x 15 = 15 Marks

12. Discuss Aetiopathology, classification clinical features and management of pancreatitis.

### SHORT ESSAYS

5 x 5 = 25 Marks

13. Splenomegaly
14. Indirect inguinal hernia
15. Ca of Prostrate
16. Cholecystitis
17. Hydrocele – clinical features and management

### SHORT ANSWERS

5 x 2 = 10 Marks

18. Urethritis
19. Charcot's triad
20. Types of Renal stone
21. Undescended testis
22. Mutrakruhra

\*\*\*\*\*

# Rajiv Gandhi University of Health Sciences, Karnataka

IV Year B.A.M.S Degree Examination - SEP-2018

Time: Three Hours

Max. Marks: 100 Marks

## Shalya Tantra – I (Revised Scheme 4)

Q.P. CODE: 3026

Your answers should be specific to the questions asked. Draw neat, labeled diagrams wherever necessary

(Note: Use the same theory answer scripts for writing Part A and Part B)

Part – A (50 Marks)

### LONG ESSAYS

1 x 15 = 15 Marks

1. Explain in detail about Nija vrana, bedha and its management.

### SHORT ESSAYS

5 x 5 = 25 Marks

2. Pathophysiology of shock .
3. Pyemic abscess
4. Tetanus
5. Stages of vrana shotha
6. Saphthopakrama and their indications .

### SHORT ANSWERS

5 x 2 = 10 Marks

7. Dhoopana
8. Chinna vrana
9. Wet gangrene
10. Cellulitis .
11. Carbuncle



Part – B (50 Marks)

### LONG ESSAYS

1 x 15 = 15 Marks

12. Define kshara. Write about its guna, method of preparation and its clinical indications.

### SHORT ESSAYS

5 x 5 = 25 Marks

13. Importance of X-rays in Shalyatantra
14. Raksha karma
15. Trivida karma
16. General anaesthesia
17. Agni karma and its mode of action

### SHORT ANSWERS

5 x 2 = 10 Marks

18. Kosha bandha
19. Shastra karma vyapath
20. Pichu and plotha
21. Atraumatic needle .
22. Yantra guna

\*\*\*\*\*

# Rajiv Gandhi University of Health Sciences, Karnataka

IV Year B.A.M.S Degree Examination - SEP-2018

Time: Three Hours

Max. Marks: 100 Marks

## Shalya Tantra – II (RS4)

Q.P. CODE: 3027

Your answers should be specific to the questions asked. Draw neat, labeled diagrams wherever necessary  
(Note: Use the same theory answer scripts for writing Part A and Part B)

### Part – A (50 Marks)

#### LONG ESSAYS

1 x 15 = 15 Marks

1. Define Bhagandara. Write its types and explain Ksharasutra therapy in the management of Horse-shoe Fistula.

#### SHORT ESSAYS

5 x 5 = 25 Marks

2. Sandhimoksha
3. Breast abscess
4. Appendicitis
5. Kshara karma in Arsha roga
6. Intersusception

#### SHORT ANSWERS

5 x 2 = 10 Marks

7. Pyloric stenosis
8. Pathological fracture
9. Immobilization
10. Sanniruddha guda
11. Acute abdomen

### Part – B (50 Marks)

#### LONG ESSAYS

1 x 15 = 15 Marks

12. Write aetio-pathogenesis, classification, clinical features and management of 'Dakshina Vamkshanastha Antra Vriddhi' in detail.

#### SHORT ESSAYS

5 x 5 = 25 Marks

13. Pittashaya shotha
14. Parivartika
15. Mootra sanga
16. Jalodara
17. Haemoroidectomy

#### SHORT ANSWERS

5 x 2 = 10 Marks

18. Cryptorchidism
19. Circumcision
20. Pseudo-pancreatic cyst
21. Mootraghata
22. Hesitancy

\*\*\*\*\*





# Rajiv Gandhi University of Health Sciences, Karnataka

IV Year B.A.M.S Degree Examination - FEB 2019

Time: Three Hours

Max. Marks: 100 Marks

## Shalya Tantra – I (RS-4)

Q.P. CODE: 3026

Your answers should be specific to the questions asked. Draw neat, labeled diagrams wherever necessary  
(Note: Use the same theory answer scripts for writing Part A and Part B)

### Part – A (50 Marks)

1 x 15 = 15 Marks

#### LONG ESSAYS

1. What are Anushalya Karmas? Narrate its importance.

5 x 5 = 25 Marks

#### SHORT ESSAYS

2. Write the diagnostic methods for Pranasta Shalya.
3. Explain Nadee Yantra with its importance
4. Mention the names of Shastras and discuss about Shastra Grahana Vidhi.
5. Epidural and spinal anaesthesia.
6. Define Shalya Tantra and write about the reasons for its downfall.

5 x 2 = 10 Marks

#### SHORT ANSWERS

7. Dahanopakarana.
8. Ksharaguna.
9. Soochi Prakara.
10. Twak Dagdha Lakshana.
11. Shastra Kosha.

### Part – B (50 Marks)

1 x 15 = 15 Marks

#### LONG ESSAYS

12. Write the Prakara and Lakshanas of Sadyo Vrana. Explain Bhinna Vrana in detail.

5 x 5 = 25 Marks

#### SHORT ESSAYS

13. Describe Vaikrutapaha Chikitsa and its importance.
14. Explain Marmaghata Lakshana.
15. Define Vrana Shopha. Explain Pacchymana Vrana Shopha Lakshana.
16. Discuss the stages of wound healing.
17. Describe Raktaja Arbuda.

5 x 2 = 10 Marks

#### SHORT ANSWERS

18. Roodha Vrana Lakshana.
19. Mention the names of Prameha Pidaka.
20. Vrana upadrava.
21. Ganglion.
22. Abhyantara Vidradhi Sthanas.



Rajiv Gandhi University of Health Sciences, Karnataka  
IV Year B.A.M.S Degree Examination - FEB 2019

Time: Three Hours

Max. Marks: 100 Marks

**Shalya Tantra – II (RS-4)**

**Q.P. CODE: 3027**

Your answers should be specific to the questions asked. Draw neat, labeled diagrams wherever necessary  
(Note: Use the same theory answer scripts for writing Part A and Part B)

**Part – A (50 Marks)**

**LONG ESSAYS**

**1 x 15 = 15 Marks**

1. Explain the nidana, prakara, lakshana, upadrava and chikitsa of Gulma Roga.

**SHORT ESSAYS**

**5 x 5 = 25 Marks**

2. Management and complications of fractures
3. Clinical features, complications and management of Sthana vidradi.
4. Ankylosing spondylitis
5. Peptic ulcer disease and its management
6. Badhagudodara

**SHORT ANSWERS**

**5 x 2 = 10 Marks**

7. Jalodara – ascitis
8. Congenital pyloric stenosis
9. Crohn's disease
10. Rectal prolapse
11. Blunt injuries of Abdomen and its management

**Part – B (50 Marks)**

**LONG ESSAYS**

**1 x 15 = 15 Marks**

12. Write in detail about the diagnosis and management of Hydrocele.

**SHORT ESSAYS**

**5 x 5 = 25 Marks**

13. Cholelithiasis
14. Mutrashmara
15. Mutrakrichra and its management
16. Splenic rupture and its management
17. Inguinal hernia

**SHORT ANSWERS**

**5 x 2 = 10 Marks**

18. Circumcision
19. Epigastric hernia
20. Avapatika
21. Renal calculus
22. Urethritis



\*\*\*\*\*



Rajiv Gandhi University of Health Sciences, Karnataka  
IV Year B.A.M.S Degree Examination - 26-Feb-2020

Time: Three Hours

Max. Marks: 100 Marks

**SHALYA TANTRA - PAPER - I (RS-4)**  
**Q.P. CODE: 3026**

Your answers should be specific to the questions asked.  
Draw neat, labeled diagrams wherever necessary.

2 x 10 = 20 Marks

**LONG ESSAYS**

1. Enumerate Ashtavidha shastra karma. Write the indication, types and techniques of Seevana karma in detail.
2. Define Vrana and discuss Dusta vrana laxanas and its management.

10 x 5 = 50 Marks

**SHORT ESSAYS**

1. Discuss types of Raktamokshana and write indication for Siravyadha.
2. Brief note on yogya sutriya.
3. Explain in brief types of local anaesthesia.
4. Explain Rakta mahatwa and rakta stambanopayas.
5. Importance of Paschat karma in Shalya tantra
6. Types of Nadi vrana and their management
7. Clinical features of TAO with management
8. Grave's disease
9. Classification of Agantuja vrana
10. Venous ulcer

10 x 3 = 30 Marks

**SHORT ANSWERS**

13. Upakaranas of Agnikarma
14. Shastra paayana
15. Shalya gati
16. Ideal kshara sutra
17. Commentators of Sushruta
18. Vrana vastu
19. Tendinitis
20. Homan's sign
21. Kunakha
22. Types of Gangrene and their clinical features.



\*\*\*\*\*

✓

**Rajiv Gandhi University of Health Sciences, Karnataka**  
**IV Year B.A.M.S Degree Examination - 28-Feb-2020**

**Time: Three Hours**

**Max. Marks: 100 Marks**

**SHALYA TANTRA - PAPER – II (RS-4)**

**Q.P. CODE: 3027**

Your answers should be specific to the questions asked.  
Draw neat, labeled diagrams wherever necessary.

**LONG ESSAYS**

**2 x 10 = 20 Marks**

1. Enumerate the types of udara and discuss Baddha gudodara with suitable modern aspects.
2. Discuss etiopathology, classification clinical features and management of Benign Prostatic Hypertrophy (BPH).

**SHORT ESSAYS**

**10 x 5 = 50 Marks**

3. Classify Arshas and explain Raktarshas in detail.
4. Clinical features and management of Reflux oesophagus
5. Shoulder joint dislocation
6. Ulcerative colitis
7. Colle's fracture
8. Pyogenic liver abscess
9. Cholelithiasis
10. Niruddha prakasha
11. Direct inguinal hernia
12. Ureteric calculus

**SHORT ANSWERS**

**10 x 3 = 30 Marks**

13. H pylori
14. Positions of Appendix
15. Curling's ulcer
16. Good sal's rule
17. Rat tail deformity
18. Ecropic testis
19. Anchovy sauce
20. Murphy's sign
21. Mutraghata prakara
22. IVP



\*\*\*\*\*

Rajiv Gandhi University of Health Sciences, Karnataka  
IV Year B.A.M.S Degree Examination - 26-Jul-2021

Time: Three Hours

Max. Marks: 100 Marks

**SHALYA TANTRA – I (RS-4)**

**Q.P. CODE: 3026**

Your answers should be specific to the questions asked.  
Draw neat, labeled diagrams wherever necessary.

**LONG ESSAYS**

**2 x 10 = 20 Marks**

1. Describe General anaesthesia-drugs, techniques, stages, complications and management.
2. Explain the method of examination of a swelling with relevant examples.

**SHORT ESSAYS**

**10 x 5 = 50 Marks**

3. Indications of Ashtavidha Shastrakarmas.
4. Haemorrhage-types, clinical features and management.
5. Ksharasutra preparation.
6. Yantra Prakara.
7. Agnikarma Vidhi.
8. Abhyantara vidhruddhi lakshanas.
9. Varicose veins diagnosis and management.
10. Paronychia.
11. Rule of nine and classification on the basis of depth in Burn injuries.
12. Applied aspect of Shatkriyakala in surgical practice.

**SHORT ANSWERS**

**10 x 3 = 30 Marks**

13. Emergency drugs in surgical practice.
14. Contra indication of Bandha.
15. Ksharakarma Pradhanata.
16. Commentaries of Sushruta Samhita.
17. Alabu avacharana.
18. Corn.
19. Tennis elbow.
20. Dushtavrana.
21. Diabetic Carbuncle.
22. Painful arc syndrome.



\*\*\*\*\*



# Rajiv Gandhi University of Health Sciences, Karnataka

IV Year B.A.M.S Degree Examination - 28-Jul-2021

Time: Three Hours

Max. Marks: 100 Marks

## SHALYA TANTRA – II (RS-4)

Q.P. CODE: 3027

Your answers should be specific to the questions asked.  
Draw neat, labeled diagrams wherever necessary.

### LONG ESSAYS

2 x 10 = 20 Marks

1. Write the Nidana, Samprapti, Prakara and Lakshana of Udara. Explain Udara Patana in detail.
2. Write the Nidana, Samprapti, Prakara and Lakshana of Vriddhi. Explain Antra Vriddhi in detail.

### SHORT ESSAYS

10 x 5 = 50 Marks


3. Congenital anomalies of esophagus.
4. Define Gulma and write its complications.
5. Describe the diagnosis and management of obstruction of small intestine.
6. Explain Crohn's disease.
7. Write the diagnosis and management of Appendicular abscess.
8. Describe the aethiopathogenesis and complications of urethral stricture.
9. Explain the diagnosis and management of Cholecystitis.
10. What is Hydatid cyst? Explain.
11. Discuss the causes for Hydronephrosis.
12. Discuss the clinical features and management of BPH.

### SHORT ANSWERS

10 x 3 = 30 Marks

13. What is Barret's esophagus?
14. Kanda Bhagna Samanya Lakshana.
15. Indications of gastro-jejunostomy.
16. Write the definition and clinical features of Fissure-in-ano.
17. Bhagna Sadhanopaya.
18. Indications of splenectomy.
19. Importance of PSA in diagnosis of prostate disorders.
20. What is Porcelain gall bladder?
21. Ziemans technique.
22. Pseudo pancreatic cyst.

\*\*\*\*\*



# Rajiv Gandhi University of Health Sciences, Karnataka

IV Year B.A.M.S Degree Examination - 26-Jul-2021

Time: Three Hours

Max. Marks: 100 Marks

## SHALYA TANTRA – PAPER - I (RS 5)

Q.P. CODE: 3094

Your answers should be specific to the questions asked  
Draw neat, labeled diagrams wherever necessary

### LONG ESSAYS

2 x 10 = 20 Marks

1. Explain Vranashotha with classification, symptoms and management
2. Describe in detail about Ashtavidhashastrakarma

### SHORT ESSAYS

10 x 5 = 50 Marks

3. Role of Jaloukavacharana in plastic surgery
4. Blood transfusion and its complication
5. Define bandha its prakara and explain about utsangi bandha
6. Vyadhiprakaras according to sushrutamatanusara
7. Shalyatantra importance in Ashtanga Ayurveda
8. Spinal anaesthesia
9. Pranastashalya and nirharanaupayas
10. Oshtasandhanavidhi
11. Autoclaving
12. Importance of X-ray and its complication

### SHORT ANSWERS

10 x 3 = 30 Marks

13. Twakdaghalakshana
14. Indication of paniyakshara
15. Rakthstambanaupayas
16. Kunakha
17. Name the shastras
18. Yantradosha
19. Shuddhavranalakshana
20. Seevanavidhi
21. Marmaghatalakshanas
22. Indication of agnikarma



\*\*\*\*\*

# Rajiv Gandhi University of Health Sciences, Karnataka

IV Year B.A.M.S Degree Examination - 28-Jul-2021

Time: Three Hours

Max. Marks: 100 Marks

## SHALYA TANTRA – PAPER - II (RS 5)

Q.P. CODE: 3095

Your answers should be specific to the questions asked  
Draw neat, labeled diagrams wherever necessary

### LONG ESSAYS

2 x 10 = 20 Marks

1. Explain Nidana, prakara, Lakshana and chikitsa of Mootrashmari
2. Explain Stana Arbuda in detail

### SHORT ESSAYS

10 x 5 = 50 Marks

3. Oesophageal varices
4. Phimosis
5. Ascities
6. Pyloric stenosis
7. BPH
8. Appendicitis
9. Pleehodara
10. Clinical feature and management of Reflux oesophagitis
11. Congenital anomaly of Anal Canal
12. Crohn's Disease

### SHORT ANSWERS

10 x 3 = 30 Marks

13. Goodsall's Rule
14. Murphy's Sign
15. BhaynaChikitsa Sutra
16. Disc prolapse
17. Curling's ulcer
18. Annular pancreas
19. Teno-synovitis
20. Edididymo Orchitis
21. Prepuceal ulcer
22. Haemetemesis



\*\*\*\*\*



Rajiv Gandhi University of Health Sciences, Karnataka  
IV Year B.A.M.S Degree Examination - 19-Nov-2021

Time: Three Hours

Max. Marks: 100 Marks

**SHALYA TANTRA - PAPER - I (RS-4)**  
**Q.P. CODE: 3026**

Your answers should be specific to the questions asked.  
Draw neat, labeled diagrams wherever necessary.

**LONG ESSAYS**

2 x 10 = 20 Marks

1. Enumerate Trividha karma and discuss the relevance of poorva karma in modern perspective.
2. Discuss agantuja vranas in detail.

**SHORT ESSAYS**

10 x 5 = 50 Marks

3. Pratisaraneeya ksharapaka vidhi according to Sushruta samhita
4. Anavabaddha shalya nirharanopayas
5. Pramada dagdha
6. Stages of General anaesthesia
7. Sira vyadha with indication and contra indication
8. Define vidradhi and discuss in brief Abhyantara vidradhi.
9. Gangrene
10. Pachyamana vrana shotha lakshanas
11. Stages of wound healing
12. Pathya - apanya in vrana

**SHORT ANSWERS**

10 x 3 = 30 Marks

13. Bhedana karma
14. Pichu - plotha
15. Yantra karma
16. Bandha yogya
17. Nirvisha jalouka
18. Adyarbuda
19. Chippa
20. Paashana gardhaba
21. Shuddha vrana
22. Gandamala



\*\*\*\*\*

Rajiv Gandhi University of Health Sciences, Karnataka  
IV Year B.A.M.S Degree Examination - 23-Nov-2021

Time: Three Hours

Max. Marks: 100 Marks

**SHALYA TANTRA – PAPER - II (RS-4)**

**Q.P. CODE: 3027**

Your answers should be specific to the questions asked.  
Draw neat, labeled diagrams wherever necessary.

**LONG ESSAYS**

**2 x 10 = 20 Marks**

1. Discuss Aetiopathogenesis, clinical features, diagnosis and surgical management of Haemorrhoids.
2. Enumerate Aetiopathogenesis, classification, clinical features and surgical management of Inguinal hernia.

**SHORT ESSAYS**

**10 x 5 = 50 Marks**

3. Pyloric stenosis.
4. Clavicle fracture.
5. Breast abscess.
6. Ascites clinical features and management.
7. Parikartika (Fissure-in-ano)
8. Differential diagnosis of scrotal swelling.
9. Cirrhosis of Liver.
10. Urinary bladder calculus.
11. Carcinoma of prostate.
12. Cholelithiasis.

**SHORT ANSWERS**

**10 x 3 = 30 Marks**

13. Ulcerative colitis.
14. Rovsing's sign.
15. Acute Cholecystitis.
16. Oesophageal diverticulum.
17. Gulma.
18. Pleehodara chikitsa.
19. Paraphimosis.
20. Murphy's sign.
21. Causes of Retention of Urine.
22. Hydatid cyst of liver.

\*\*\*\*\*



# Rajiv Gandhi University of Health Sciences, Karnataka

IV Year B.A.M.S Degree Examination - 19-Nov-2021

Time: Three Hours

Max. Marks: 100 Marks

## SHALYA TANTRA – PAPER - I (RS 5)

Q.P. CODE: 3094

Your answers should be specific to the questions asked  
Draw neat, labeled diagrams wherever necessary

### LONG ESSAYS

2 x 10 = 20 Marks

1. Explain in detail about the concept of Shastra karma according to Sushrut Samhita and write its modern relevance
2. Define Kshara. Explain its method or preparation and its indications

### SHORT ESSAYS

10 x 5 = 50 Marks


3. Explain about Kotha and its management
4. Write about the types of Bandages, Principles with its indications
5. Write the differences between Benign and Malignant tumour
6. Write about the indications, contraindications and method of blood transfusion
7. Define Sterilization and mention the different methods of sterilization
8. What is Pranashtashalya and name the shalyanirharanopaya
9. Explain the importance of Sushrut Samhita Sutrasthana 5<sup>th</sup> chapter
10. Explain about the indications and types of Raktamokshana
11. Write about the complications of Spinal anaesthesia in detail with treatment
12. Define Shock. Explain about Anaphylactic shock

### SHORT ANSWERS

10 x 3 = 30 Marks

13. What is Rule of Nine in burns? Write its clinical features
14. Name types of Sadyo vrana. Explain Bhinna vrana
15. Write about varicose veins and principles of management
16. Write the definition of Aneurysm. Give a note on its treatment
17. What are the Raktasthambanopaya? Describe with suitable example
18. Write about Shastrapayana Vidhi. Describe with suitable examples
19. Write a short note on Ashtavidha Shastra Karma
20. Write a note on Local anaesthetics
21. Enlist the indications paneeya kshara and write its utility
22. Describe the types of agnikarma according to shape

\*\*\*\*\*





Time: Three Hours

Max. Marks: 100 Marks

**SHALYA TANTRA – PAPER - II (RS 5)**  
**Q.P. CODE: 3095**

Your answers should be specific to the questions asked  
Draw neat, labeled diagrams wherever necessary

**LONG ESSAYS**

2 x 10 = 20 Marks

1. Explain the causes, classification, clinical features and management of Antravriddhi
2. Explain Bhagandara in detail

**SHORT ESSAYS**

10 x 5 = 50 Marks

3. Portal Hypertension
4. Guda bhramsa
5. Prostatitis
6. Explain the causes of Retention of urine
7. Gulma Roga
8. Osteomyelitis
9. Management of cranio-cerebral injuries
10. Guda vidradi
11. Explain Nidana, Prakara, Lakshana of Shoola Vyadhi
12. Stana vidradhi



**SHORT ANSWERS**

10 x 3 = 30 Marks

13. Lord's dilatation
14. Perinephric abscess
15. Rat tail deformity
16. Maydl's hernia
17. Myositis ossificans
18. Peritonitis
19. Sannirudda guda
20. Cystitis
21. Jabulay's operation
22. Penile warts

\*\*\*\*\*

# Rajiv Gandhi University of Health Sciences, Karnataka

IV Year B.A.M.S Degree Examination - 14-Oct-2022

Time: Three Hours

Max. Marks: 100 Marks

## SHALYA TANTRA – Paper - I (RS-4)

Q.P. CODE: 3026

Your answers should be specific to the questions asked  
Draw neat, labeled diagrams wherever necessary

### LONG ESSAYS

2 x 10 = 20 Marks

1. Define Shalya tantra and write its importance. Write the historical background and progress made with recent developments and controversies.
2. Define Reynaud's phenomenon. Explain Reynaud's syndrome. Write the causes of Reynaud's phenomenon. Mention the types and write in detail about the management.

10 x 5 = 50 Marks

### SHORT ESSAYS

3. Explain procedure of Siravyadha in detail with an example.
4. Explain method of administration of general anaesthesia and its complications.
5. Explain yogya – experimental surgery
6. Explain preparation of kshara sutra with indications and complications.
7. Explain raktastambana vidhi with relevant modern explanation.
8. Define and classify ulcer.
9. Explain sadhyovrana.
10. Write stages of vrana soppa.
11. Define Marma and write its classification.
12. Write on burns, its types and write its management.

10 x 3 = 30 Marks

### SHORT ANSWERS

13. Commentaries on Sushruta samhita
14. Write indications of pratisaraneeya kshara.
15. Mention saptopakramas.
16. Complications of spinal anaesthesia
17. Vranaparigrahi
18. Carbuncle
19. Define gangrene.
20. Differentiate between keloid and hypertrophied scar.
21. Kadara
22. Write clinical features of Gangrene.

\*\*\*\*\*



Rajiv Gandhi University of Health Sciences, Karnataka  
IV Year B.A.M.S Degree Examination - 14-Oct-2022

Time: Three Hours

Max. Marks: 100 Marks

**SHALYA TANTRA – PAPER - I (RS 5)**

**Q.P. CODE: 3094**

Your answers should be specific to the questions asked  
Draw neat, labeled diagrams wherever necessary

**LONG ESSAYS**


**2 x 10 = 20 Marks**

1. Define Shastra. Name the shastras with its karma and briefly explain about Anushastra
2. Define Vidradhi. Explain the Samprapti, bheda, lakshana and chikitsa in general

**SHORT ESSAYS**

**10 x 5 = 50 Marks**

3. Mention the drugs used for local anaesthesia with indications and contra indications
4. Write in brief about Pranashta Shalya Nirharanopaya
5. Name the blood groups and write the methodology of blood transfusion
6. What is disinfection? Write the different methods of sterilization
7. Write the causes, clinical features and management of Raynaud's disease
8. What is Pramad Dagdha? Write its treatment in detail
9. Write about the clinical features of dehydration and over hydration
10. Write the indications for Seevana and describe the Seevana prakara
11. Define Goitre and write in brief about hypothyroidism
12. Write about Saptopakrama



**SHORT ANSWERS**

**10 x 3 = 30 Marks**

13. Write the important commentators and commentaries of Sushruta Samhita
14. Write short note on amputation
15. What are the materials used for Agnikarma?
16. Describe the types of incisions
17. Write about Tendinitis
18. Write short note on pre-operative medication and preparation of patient before abdominal surgery
19. Write the therapeutic uses of X-ray in Intestinal obstruction
20. Write the common types of edges of Ulcer and their clinical importance
21. What are the stages of wound healing and write the Samyag ruda vrana lakshana
22. Write the Guna and types of Kshara

\*\*\*\*\*



**Rajiv Gandhi University of Health Sciences, Karnataka**  
**IV Year B.A.M.S Degree Examination - 17-Oct-2022**

**Time: Three Hours**

**Max. Marks: 100 Marks**

**SHALYA TANTRA – PAPER - II (RS 5)**

**Q.P. CODE: 3095**

Your answers should be specific to the questions asked.  
Draw neat, labeled diagrams wherever necessary.

**LONG ESSAYS**

**2 x 10 = 20 Marks**

1. Explain Nidana, Bheda and Samanya Lakshana of Asthi Bhagna and explain Clavicle Fracture
2. Define Arshas, its classification, clinical features and management

**SHORT ESSAYS**

**10 x 5 = 50 Marks**

3. Causes and types of Sandhimoksha
4. Ulcerative colitis
5. Parikartika
6. Obstructive Jaundice
7. Mutravridhhi
8. Yakrit vidharadi
9. Chidrodera
10. Smith's Fracture
11. Difference between direct and indirect inguinal hernia
12. Torsion of testis



**SHORT ANSWERS**

**10 x 3 = 30 Marks**

13. Varicocele
14. Pott's spine
15. Prostatic abscess
16. Ectopic testis
17. Hour glass stomach
18. Rovsing's sign
19. Strangulated Hernia
20. Anchovy sauce
21. Trans-illumination test
22. Volvulus

\*\*\*\*\*